

End Statement Report FY10 (07/01/09 – 06/30/10) Workforce Preparation

Adult Education
Mark Jansen, Director
April 26, 2011

Adult Education FY10 Staff & Instructors

Administrative & Classified Staff

- Mark Jansen
Director Adult Education
- Jerelyn Forman
Coordinator Adult Ed Instructional Services
- Meagan Smith
Coordinator Adult Ed Student Support Services
- Esther Mayer
Coordinator Adult Ed Volunteer Services (PT)
- Ellen Rice
Adult Ed Grant Data Analyst
- Dawn Switzer
Adult Ed Secretary

Outreach Part-Time Instructors

- Ann Bochniak (Galena ESL - fall)
- Janet Post (Galena ESL - spring)
- Cindy Serpliss (HCC West ABE/ASE)
- Victoria Finrock (Mt Morris ABE/ASE)
- Linda Jachino (Savanna ABE/ASE)

HCC Part-Time Instructors

- Judy Greenfield – Constitution
- Cheri Heise – ABE & ESL
- Marsha Holden – ABE
- Julia Hulbert – ABE
- Megan Salley – ABE
- Joyce Vogt-LeBaron – STT & ESL
- Sally Wagner – ABE
- Kathy Young – ASE
- Jaclyn Lambert, Child & Parent Literacy Educator
- Linda Roderick, Child & Parent Literacy Educator

Adult Education Programs FY10 (7/01/09 – 6/30/10)

- **Basic Skills**
- **GED Prep**
- **Constitution**
- **English-as-a-Second-Language (ESL)**
- **Short-term Job Training**
- **Transition to HCC**
- **Family Literacy**
(funded by SOS Family Literacy)
 - Adult Education/Tutoring
 - Early Childhood Education
 - Parent Education
 - Parent & Child Interactive Literacy
 - Library Literacy Activities
- **SOS Adult Volunteer Literacy**

Adult Education FY10 Student Population & Ethnic Origin

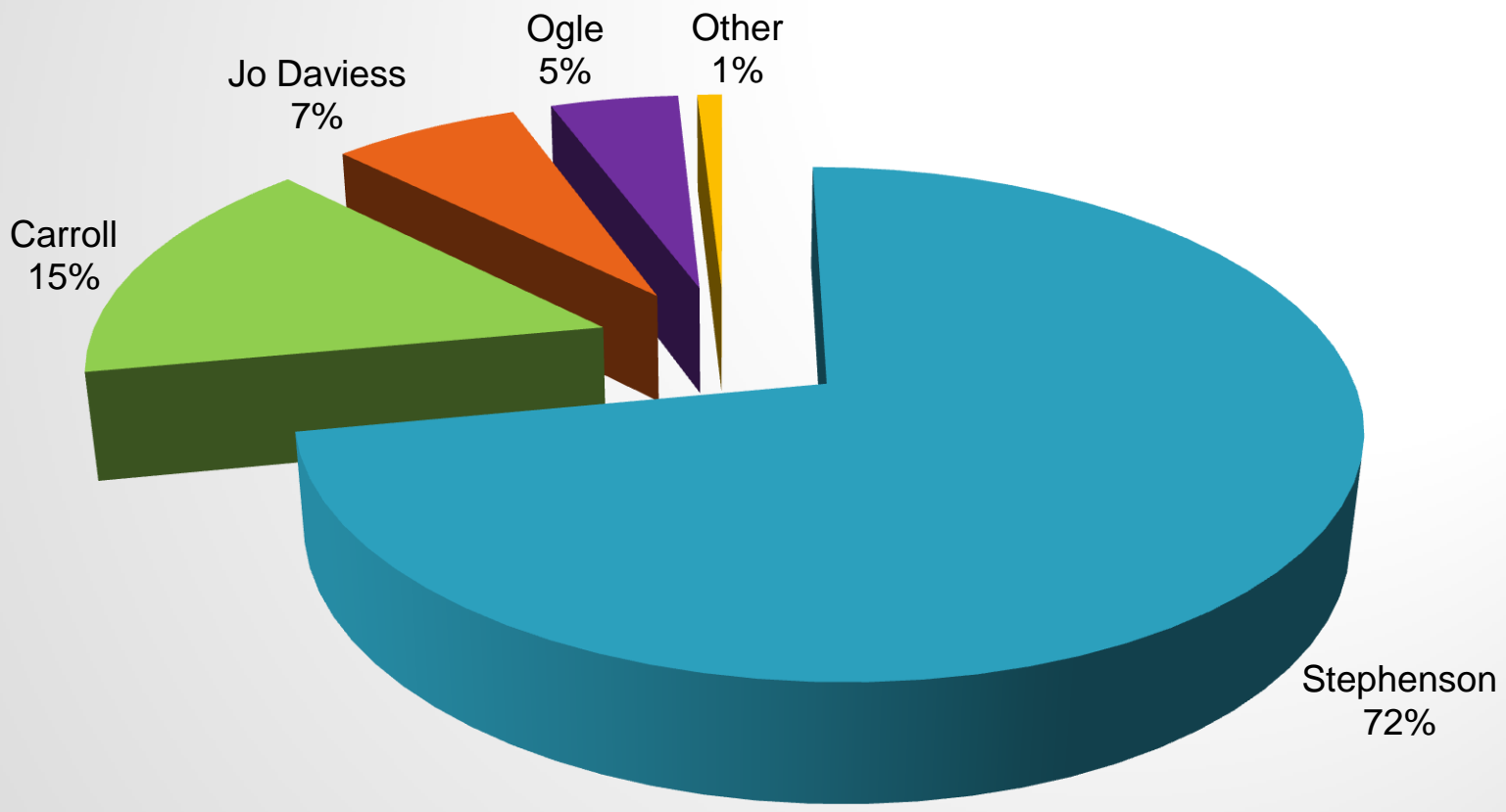
APC 519		2008 Adult Population (16 & over) and Ethnic				
		Total	Carroll	JoDavieess	Ogle	Stephenson
Total Population	Total Pop.	88,968	11,423	22,188	9,578	45,780
Total Adult Population (16 and over)	Total Pop.	72,425	9,460	18,340	7,670	36,955
	Total Males	35,210	4,576	9,033	3,756	17,845
	Total Females	37,214	4,884	9,307	3,914	19,110
Caucasian Am	Total	66,944	9,062	17,918	7,470	32,494
African Am	Total	3,259	115	121	32	2,991
Native Am	Total	171	25	54	19	74
Asian Am	Total	436	52	46	24	315
Other Am	Total	419	91	62	32	235
Hispanic Am	Total	1,939	263	542	176	958
Pacific Is	Total	33	3	8	5	17
2 or More	Total	1,162	111	132	88	831
<i>Source: David Ault, SIU October 15, 2009</i>						

Adult Education FY10 District Needs ~ Students Served

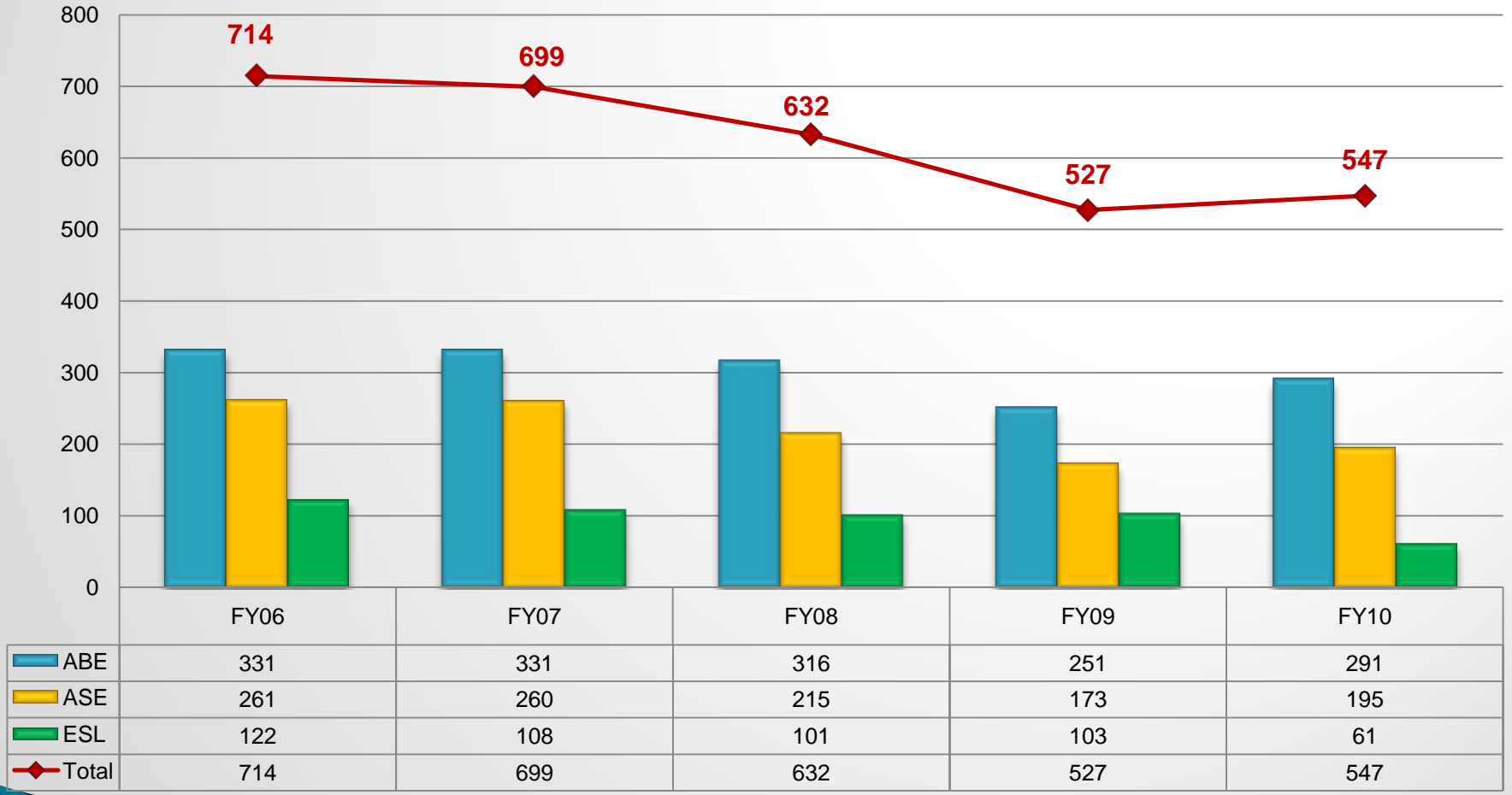
ADULT EDUCATION CATEGORY		Need #	Served #	Served %
TOTALS	District #519 Adults Eligible	14,249	547	3.84%
	Adults with 0-9 years of education	4,143	291	6.99%
	Adults with 9-12 years of education, with no diploma	7,543	195	2.56%
	English-as-a-Second Language adults	2,803	61	2.33%
	Adults in poverty	6,165	370	6.00%
CARROLL COUNTY	Adults with 0-9 years of education	689	41	5.93%
	Adults with 9-12 years of education, with no diploma	1,196	40	3.31%
	English-as-a-Second Language adults	449	2	0.48%
	Adults in poverty	818	62	7.58%
STEPHENSON COUNTY	Adults with 0-9 years of education	1,926	225	11.66%
	Adults with 9-12 years of education, with no diploma	3,905	132	3.35%
	English-as-a-Second Language adults	1,534	42	2.93%
	Adults in poverty	3,304	268	8.11%
JODAVIESS COUNTY	Adults with 0-9 years of education	1,193	10	0.83%
	Adults with 9-12 years of education, with no diploma	1,626	11	0.67%
	English-as-a-Second Language adults	551	17	3.30%
	Adults in poverty	1,486	15	1.01%
OGLE COUNTY	Adults with 0-9 years of education	335	15	4.48%
	Adults with 9-12 years of education, with no diploma	816	12	1.46%
	English-as-a-Second Language adults	269	0	0.00%
	Adults in poverty	557	25	4.49%

Total Adult Population: 72,425

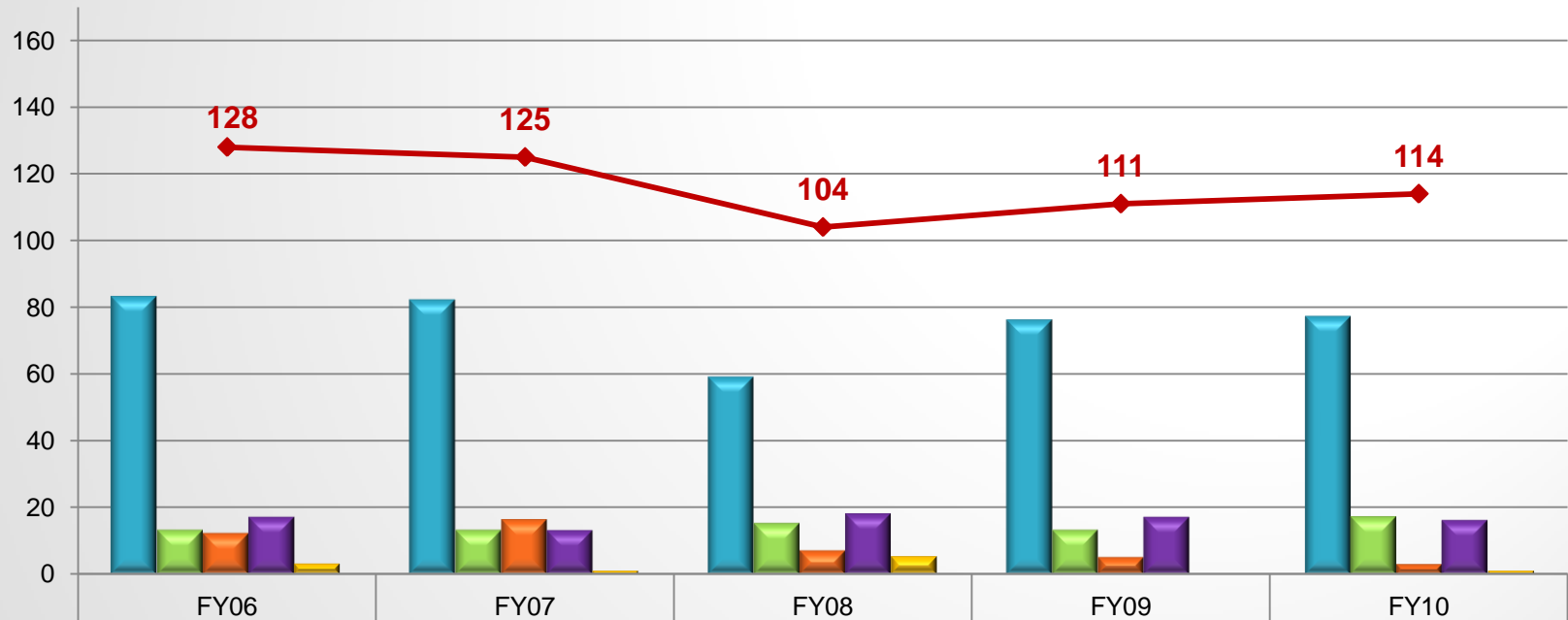
Adult Education FY10 Students Served by County Location



Adult Education Students Served by Education Level

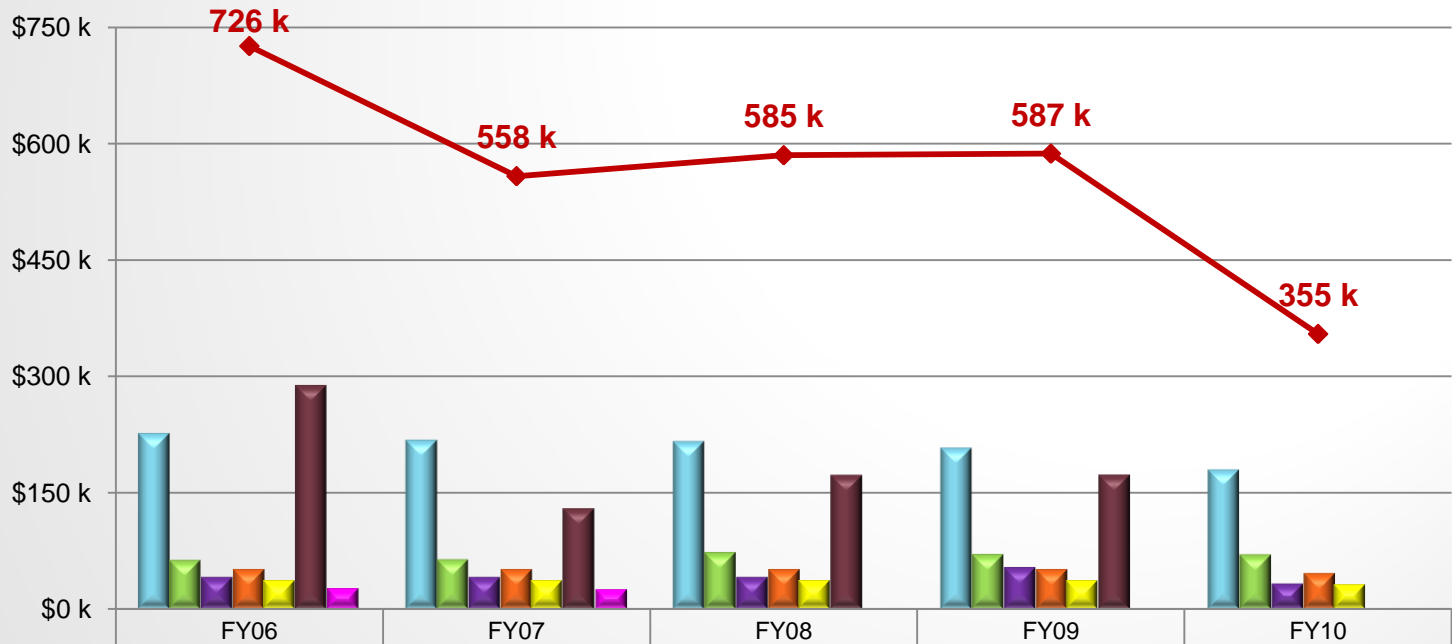


Adult Education GED Completers by County



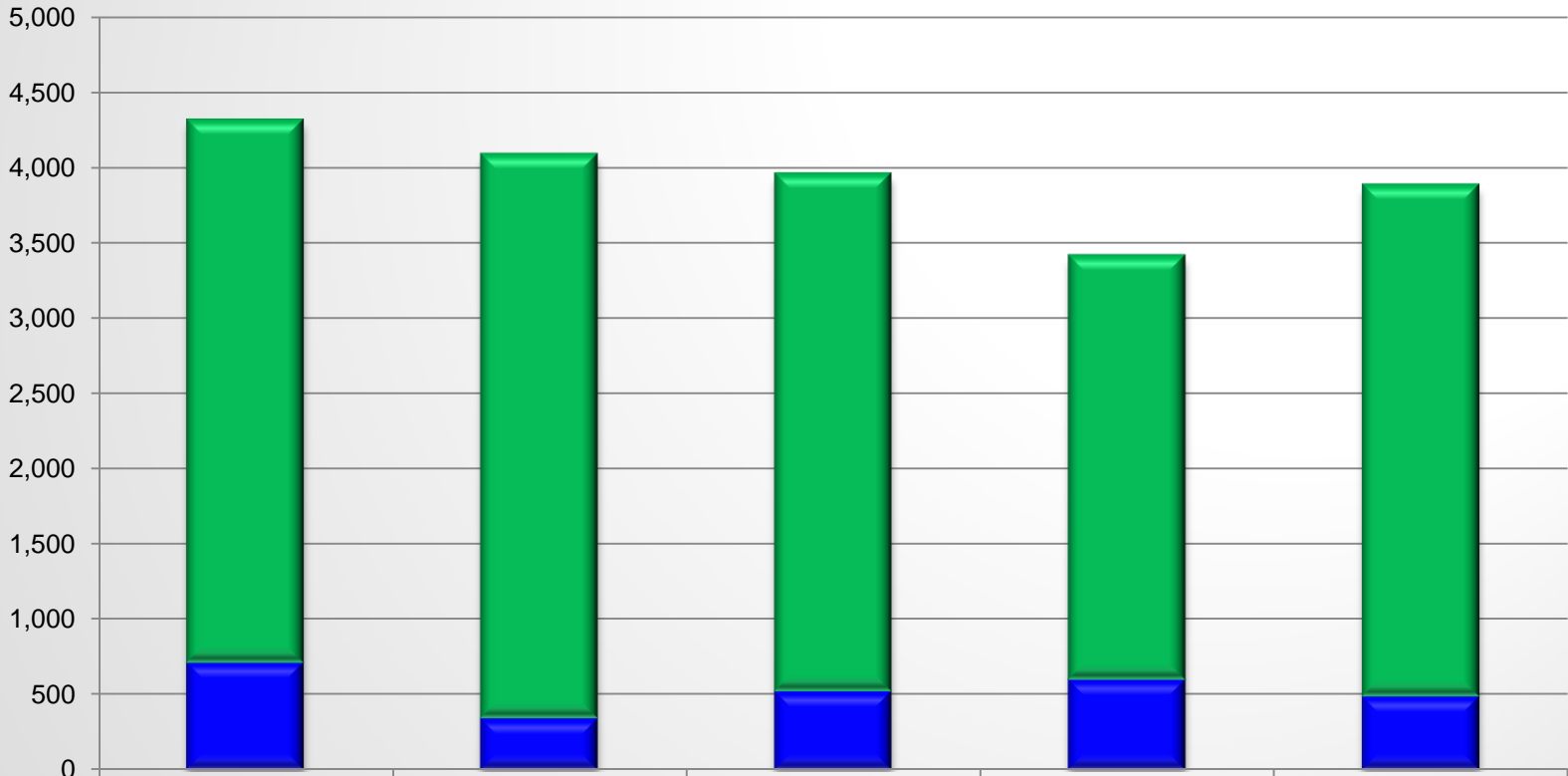
	FY06	FY07	FY08	FY09	FY10
Stephenson	83	82	59	76	77
Carroll	13	13	15	13	17
JoDaviess	12	16	7	5	3
Ogle	17	13	18	17	16
Other	3	1	5	0	1
Total	128	125	104	111	114

Adult Education Funding – Project Specific



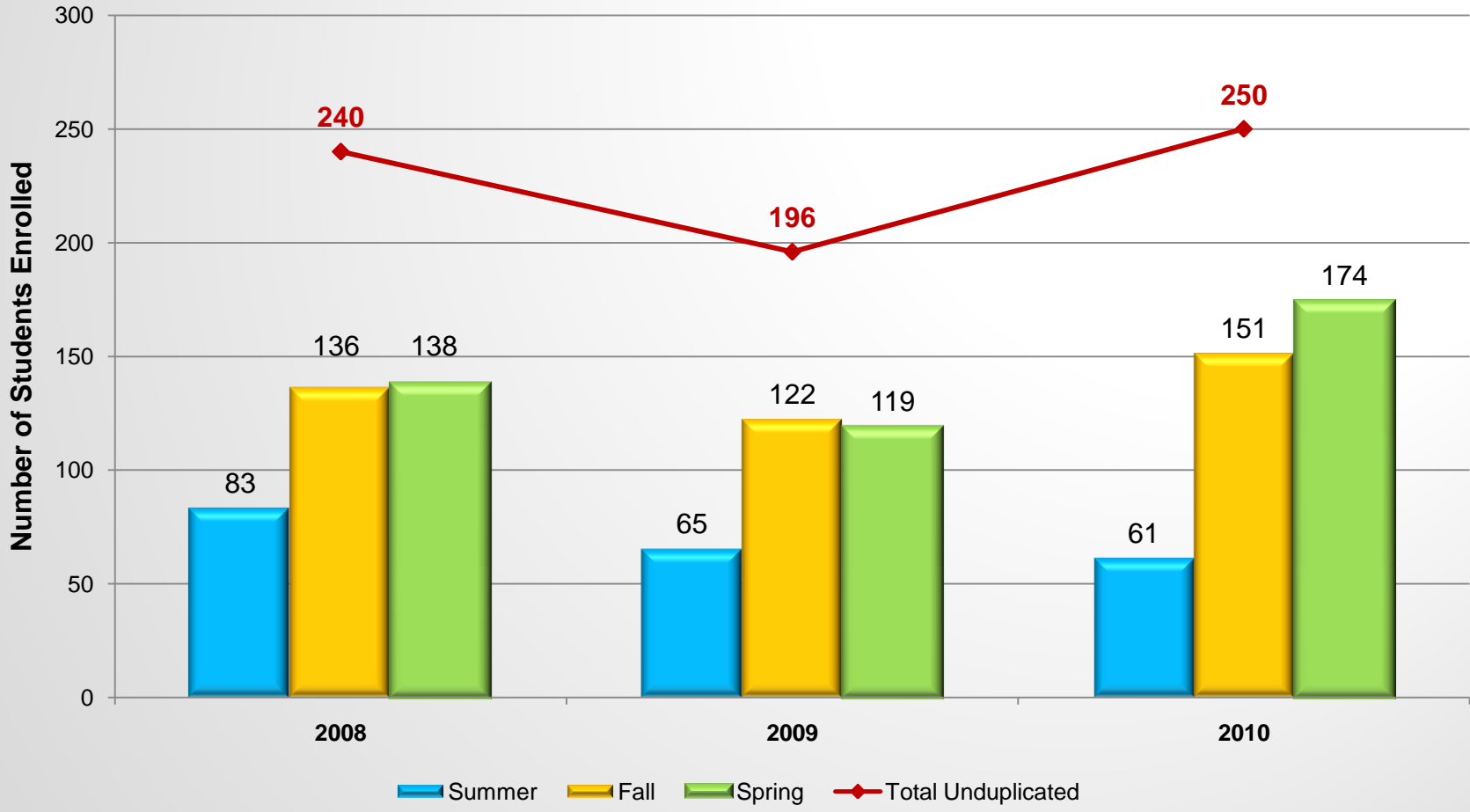
	FY06	FY07	FY08	FY09	FY10
Fed/State/PA/EL Civics	\$225,542	\$216,591	\$215,187	\$206,929	\$178,825
Performance	\$62,026	\$62,818	\$72,005	\$69,467	\$68,998
ICCB General Education Fund	\$40,000	\$40,000	\$40,000	\$52,737	\$31,947
SOS Adult Vol Literacy	\$50,000	\$50,000	\$50,000	\$50,000	\$45,000
SOS Family Literacy	\$35,000	\$35,000	\$35,000	\$35,000	\$29,750
ISBE Even Start Family Literacy	\$288,000	\$129,600	\$172,800	\$172,917	
WIA Title 1B Youth Program	\$25,226	\$23,985			
Total	\$725,794	\$557,994	\$584,992	\$587,050	\$354,520

Adult Education ICCB Credit Hour Reimbursement



	FY06	FY07	FY08	FY09	FY10
■ Restricted	3607	3747	3441	2822	3401
■ Unrestricted	707	340	518	594	484

Adult Education Students Transitioning to HCC



Comments ~ Questions?

A better job. A better chance. A better life.
EDUCATION
Highland Community College
(815) 599-3460
Works!